

GTW 330 | GTW 430
Load volume 30 to 43 m³

BERGMANN

...die Spezialisten

Transfer Trailers GTW

For better performance in the field





*Proven quality:
"Made in Goldenstedt"*



BERGMANN, a successful, medium-sized, family-owned company in the third generation, has been firmly linked to its business location in Goldenstedt and its people for over 125 years.

Our actions are determined by an awareness of tradition and our innovative strength. Our state-of-the-art machines for spreading and grassland technology, harvesting and transport logistics meet the highest quality standards and are in use worldwide every day.

As a strong and reliable partner in the agricultural sector, we develop and produce practical agricultural technology for our customers at our company's factory in Goldenstedt. Our company philosophy, our ambition and our commitment are:

Quality "Made in Goldenstedt"



Transfer Trailers

GTW 330 and GTW 430

The transfer trailer is the logical connection for transport between the continually moving combine harvesters and the transport vehicles waiting by the field. It unites the advantages of low ground disturbance, efficient transport in the field and fast road transport. It maximises combine harvester utilization by allowing its uninterrupted operation, thereby paying a valuable contribution to reducing the time needed for harvest. Furthermore, the transport vehicles can be fully loaded with a single filling, which saves waiting and downtimes at the field edge.

In addition to grains, the BERGMANN transfer trailers can also be used for any flowable goods – such as corn maize, CCM and rape – as well as seed and fertiliser for filling seeders and fertiliser spreaders. With their low centre of gravity, they offer superior driving comfort on both field and road. Their low dead weight results in a high payload.



GTW 330 | GTW 430

Features at a glance

Increased range of applications through the optional split cargo space system **TwinBunker** for simultaneous transport of two different goods, such as seed and fertiliser.

Optional unloading tube extension to further increase **transfer precision**. For precise **filling of seeders**, a drill transfer element or a seed auger are optionally available.

Hydraulically foldable and optionally swivelling overload auger (Ø 600 mm) with a **transfer rate of approx. 1,100 t/h**.

Optional manually or hydraulically operated tarpaulin to **protect the load material** from the weather.

Fully welded body for complete tightness. The special construction ensures complete emptying of the cargo space.

Unique design of feed auger (Ø 500mm) with various pitches for even emptying along the entire length of the cargo space.

Unique drive concept consisting of a Powerband drive for the feed auger and a direct drive via a large-sized angle gearbox for the overload auger.

Hydraulic chassis for **superior driving comfort** and difficult operating conditions; large tyres for **easy towing and low ground disturbance**.

Sturdy frame design and **body with low centre of gravity** for top stability even on inclines.

Exact control of the harvest quantities and loaded mass with the optional **weighing system**.

Dosing unit is mechanically or, optionally, hydraulically adjustable from the driver's seat for **perfect adaptation to load** and for **sealing the feed auger** when the vehicle is partly loaded.

The hydraulic functions can be **operated** using:
– the tractor's control units (standard)
– PILOTBOX (optional)
– ISOBUS (optional)



Ideal drawbar design

The GTW 330 and GTW 430 are equipped with a hydraulically height-adjustable low drawbar as standard. The design of the drawbar prevents straw from catching and accumulating when driving over swaths. The drawbar's slim design also makes for a highly manoeuvrable tractor-trailer combination.



Easy coupling

Various drawbar eyes are available for coupling. The standard ball coupling offers superior driving comfort at minimum wear and without impacts. The hydraulic hoses are stored neatly in the hose cabinet, where they are protected from soiling.



Convenient parking

To hitch and unhitch, the drawbar height is simply adjusted hydraulically. This allows the drawbar eye to be conveniently set to the coupling height of the tractor's drawbar. The solid jack stand can then be easily raised and lowered. The vehicle's high ground clearance allows driving on uneven terrain and over large straw swaths.



Smooth driving

The optional hydropneumatic drawbar suspension provides for outstanding driving comfort on both road and field also at high driving speeds. Impacts and vibrations are reliably absorbed. The drawbar suspension works with nitrogen accumulators at the hydraulic cylinders.

BERGMANN
Transfer trailers GTW 330 and GTW 430
 Tandem and Tridem | 30 – 43 m³ load volume



The top range

The BERGMANN transfer trailers GTW 330 and GTW 430 are designed for the top harvesting performance of modern combine harvesters and the high pulling power of large tractors. Due to their load volume of up to 33 m³ and 43 m³ respectively, the transfer trailers have sufficient buffer capacity to make them a powerful link in the harvest chain. They can handle the large quantities

reliably and quickly thus preventing combine harvester waiting and down times. Furthermore, the transport vehicles can be fully loaded with a single filling, which saves waiting and downtimes at the field edge. This significantly boosts the throughput along the entire harvest chain, from combine harvester to storage.



Rugged chassis

The tandem and tridem chassis with hydraulic axle compensation and reinforced axles (150 mm square axle) is designed for even extremely heavy loads and makes for comfortable, smooth driving characteristics both on the field and on the road. The axle centre distance of 1,880 mm ensures sufficient space also for the largest tyre sizes with low ground contact pressure.

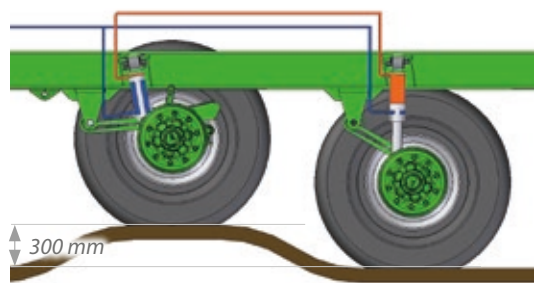


Hydraulic axle compensation

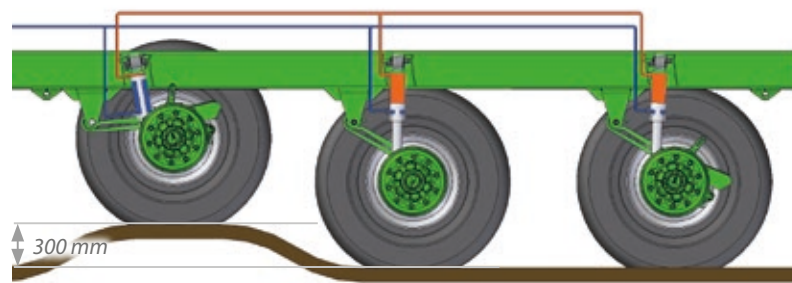
The 300 mm hydraulic axle compensation ensures superior driving characteristics, excellent stability and off-road capability as well as safety both at standstill and while driving. Bumps are reliably compensated, ground contact pressure is significantly reduced and wheel subsidence is minimised. The axle compensation ensures that each axle carries the same load, even on bumpy terrain.



GTW 330



GTW 430



Heavy load connection

Sturdy connection of the axles to the chassis with low-maintenance rubber and metal bearings (silent blocks) in the chassis cylinder. The bearings can absorb both radial and axial forces and provide vibration damping.



Lift axle

The front axle is optionally available as a lift axle. This saves costs by reducing tyre wear when driving empty and cutting fuel consumption through lower tyre friction. At overload, the lift axle lowers automatically to protect both trailer and tractor.



Follow-up steering

The standard follow-up steering minimises ground disturbance. With the steering axle released, the wheels adapt when cornering. For driving on roads or inclines and for vehicle manoeuvres, the steering axle can be locked.



Electronic forced steering

The electronic forced steering increases manoeuvrability, dynamic stability and driving comfort. The adjustable collision monitoring warns the driver in time before the tractor wheel touches the drawbar in tight turns. The compact connection to the tractor provides higher manoeuvrability than with a hydraulic forced steering. The forced steering is operated either via a separate operator terminal or via ISOBUS.

Safe road driving

The electronic forced steering ensures fully automatic adaption of the steering intensity to the driving speed. To improve dynamic stability, the steering angle of the steered axles is reduced at higher driving speeds and fully locked at a specific speed threshold (by default 50 km/h).





The right tyre for each scenario

For minimising ground disturbance on fields, high-volume tyres with various tread patterns for wheel sizes from 26.5 to 30.5" are available. With their large diameter, the 30.5" tyres offer optimum rolling and rollover characteristics especially under adverse operating conditions. The largest possible tyres are 750/60 R30.5.



Brake system

An air brake system with ALB valve, which automatically regulates the brake pressure according to the load, and a spring-actuated parking brake are also standard. The brake cylinder and brake linkage are arranged above the lower edge of the axle. This ensures that they do not reduce the ground clearance and eliminates the risk of mechanical damage from, for example, maize stubble. A hydraulic brake is available for some countries.

Angled mudguards

Any material that misses the cargo space during loading slides off the angled mudguard and onto the field, keeping the roads clean after use.



Europe-wide approval

Full EU type approval according to the official regulation is standard. The CoC (Certificate of Conformity) papers are also supplied. Especially when reselling within the EU, type approval is an advantage, as it removes the need for individual national approvals.



High loads and stability

The sturdy frame design with the fully welded large cargo space allows a high load on the field. The transfer trailer's low centre of gravity ensures high stability even on inclines. The special design of the cargo space allows complete emptying without residues.



GTW 330

With a load volume of 30 m³, the GTW 330 is the entry into the top range of BERGMANN transfer trailers. The optional extensions increase the load volume to 33 m³.



GTW 430

The GTW 430 is the flagship of the BERGMANN transfer trailers. Fitted with extensions, the load volume is increased from 38.5 m³ to 43 m³.



Perfect visibility

Two large viewing windows are integrated into the front wall, giving the driver an excellent view into the cargo space. The driver can see the filling level at any time to ensure optimum filling and can align the transfer trailer with the combine harvester's spout. This allows full utilisation of the load volume.



Easy access

An access ladder is fitted at the rear to allow checking of the cargo space or load from above. The non-slip rungs ensure safe access. To maximise ground clearance, the access ladder can be simply folded up for driving on roads or in the field.



Weather protection

A manual tarpaulin operated with a hand crank is optionally available. When rolled up, it is stored at the upper edge of the body, in driving direction left. Unrolled, it is secured with two straps on the right side of the vehicle. To protect the tarpaulin from wear, the body's edges are fitted with small protective metal covers.

The hand crank is equipped with a hook for pulling the straps down after unrolling.



Safe in a matter of seconds

With the hydraulically operated tarpaulin, the load or harvest can be protected from rain in a matter of seconds. The optional tarpaulin can be conveniently operated from the driver's seat and reliably covers even higher material piles. When not in use, the tarpaulin is tightly folded against the side wall to allow unimpeded filling.

Wider range of applications

The cargo space features a dosing unit as standard. For transferring two different load materials, such as fertiliser and seed, the split cargo space system TwinBunker is optionally available. It is split 50:50 into two chambers perpendicular to the direction of travel. Each chamber has its own separate dosing unit. This allows the transfer trailer to be used outside the harvest season, increasing its utilisation.



Easy adjustment – mechanical

The transfer rate is infinitely adjustable via the mechanically adjustable dosing unit as standard. The opening width of the dosing unit is indicated on two large scales on the front wall and at the back of the vehicle.



Easy adjustment – hydraulic

The optional infinite hydraulic adjustment of the dosing unit allows the perfect setting for the loaded material. The transfer rate is also adjustable. The opening width of the dosing unit is indicated on a large scale on the front wall that can be clearly seen from the driver's seat. If the GTW is not fully emptied after the transfer, the feed auger can be fully closed off with the dosing unit. This allows complete emptying of the augers.

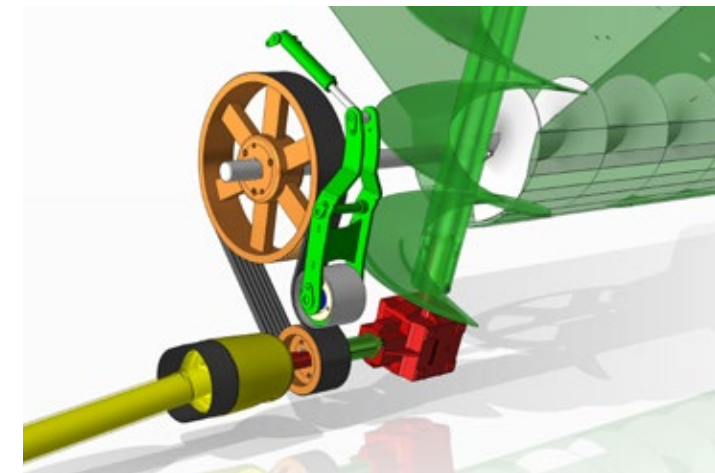
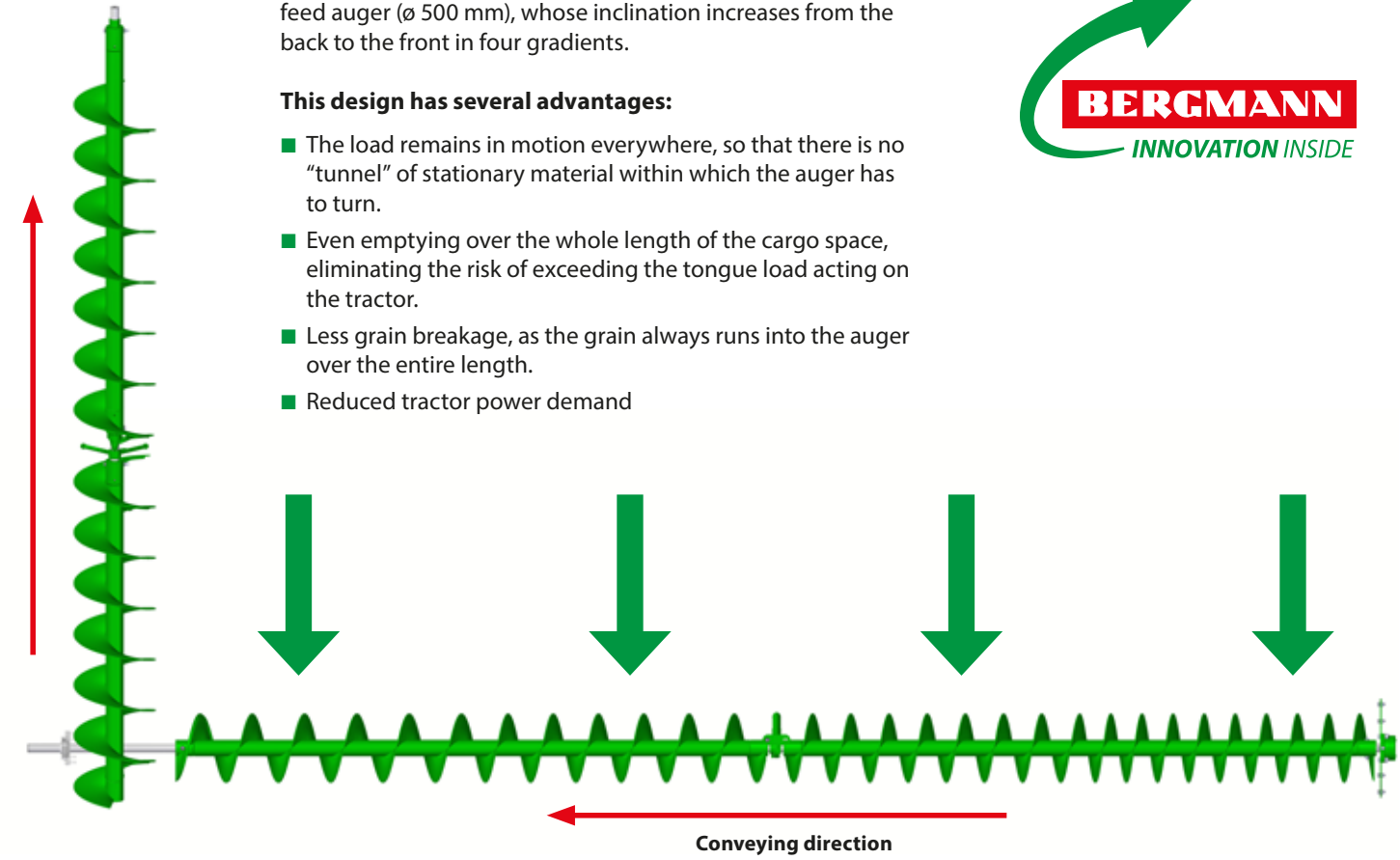


Unique and gentle on the load

A unique feature of the transfer trailers is the design of the feed auger (ø 500 mm), whose inclination increases from the back to the front in four gradients.

This design has several advantages:

- The load remains in motion everywhere, so that there is no "tunnel" of stationary material within which the auger has to turn.
- Even emptying over the whole length of the cargo space, eliminating the risk of exceeding the tongue load acting on the tractor.
- Less grain breakage, as the grain always runs into the auger over the entire length.
- Reduced tractor power demand



Modern, innovative drive concept

The unique drive train consisting of a Powerband drive for the feed auger and a direct drive via a large-sized angle gearbox for the overload auger. Its special feature is that the Powerband can also be individually switched on and off under load thanks to its hydraulic on/off system. For residual emptying of the overload auger, the feed auger drive can be conveniently stopped during operation to allow the part-loaded grain transfer trailer to move between fields.

The Powerband drive is low-maintenance and exceptionally quiet in operation. Power transmission is highly efficient at a tractor output of over 400 hp. The Powerband drive removes the need for roller chains and switchable clutches.

Powerful and easy to maintain

The large overload auger with its diameter of 600 mm achieves a transfer rate of up to 1,100 t/h. As standard, the transfer height is up to 5.80 m and the transfer width 0.90 m. The robust folding mechanism of the overload auger ensures safe and reliable operation even when driving with the auger extended. With its balanced auger halves and stable cast plummer blocks the overload auger runs very quietly. The bearings can be conveniently lubricated from ground height.



Precise, loss-free transfer

For loss-free transfer, the optional, swivelling unloading tube extension directs the flow of the load directly at the target area in the transport vehicle.

Due to the unloading tube extension of 90 cm length, the transfer height is reduced to between 3.10 and 5.55 m, depending on the swivel position. The transfer width is significantly increased to up to 3.30 m.

Swivelling overload auger

With the optional swivelling overload auger, even vehicles that are higher or further away can be loaded. The angle of inclination of the overload auger is infinitely hydraulically adjustable from 14 to 51°. Depending on the equipment level, the maximum transfer height is an impressive 5.80 m and the transfer width is 3.30 m.

The overload auger can be quickly, precisely and flexibly adjusted to the operating conditions.



Precision filling of seeders and fertiliser spreaders

For precise, loss-free filling of seeders and fertiliser spreaders, the unloading tube extension can additionally be fitted with a drill transfer element.

The transfer height is between 2.10 and 5.35 m, depending on the swivel position, and the transfer width is increased to up to 4.20 m.



Filling of large seeders

For filling seeders with large working widths, a 5 m long hydraulically driven seed auger is optionally available. Fitted to the lower half of the overload auger, it can be hydraulically moved from side to side and is height-adjustable.

Especially in combination with the TwinBunker, it can significantly boost the transfer trailer's utilisation, allowing its use for the delivery for filling seeders and fertiliser spreaders in spring and autumn. The seed auger can be installed and removed quickly within about one hour.



Operation via control units

As standard, the hydraulic functions are operated via four control units of the tractor. Depending on the number of options fitted, up to nine control units are required.



Operation via PILOTBOX

The optional PILOTBOX allows easy operation of the hydraulic functions. The operator controls are arranged clearly and ergonomically and each have a specific function. The number of functions that can be controlled depends on the vehicle equipment. On the tractor, only a single-acting control unit and an unpressurised return are required. Load sensing is optionally available.

Residual emptying

Residual emptying, e.g. for a load type change, is via a hatch incorporated at the front of the feed auger trough. Opening the large hatch allows the residual material to be easily removed from the cargo space.



Easy maintenance

There is a maintenance hatch at the lower end of the overload auger. This provides access to the transfer point between feed and overload augers, allowing a visual inspection of the transfer section as well as cleaning and inspection in the event of foreign bodies entering the cargo space.



ISOBUS comfort operation

Superior operator friendliness and high ease of use with optional ISOBUS operation. Even inexperienced drivers will have no problem operating the intuitive user interface with the self-explanatory graphics and icons. Thanks to the AEF-certified software, the vehicle can be operated via any ISOBUS terminal. A tractor with its own ISOBUS-compatible terminal does not require an addi-



tional terminal in the cab. This means that the driver has a clear all-round view, which improves road safety and provides a better overview of the field.

On the tractor, only a single-acting control unit and an unpressurised return are required. Load sensing is optionally available.

ISOBUS terminal CCI 50

The CCI 50 ISOBUS terminal with 5.6" touch screen, 12 function buttons and a scroll wheel is suitable for all machine makes. This terminal can be expanded with a Task Controller for order management and documentation as well as the automatic Section Control.



ISOBUS terminal CCI 800

With its large 8" display, the CCI 800 allows the operator to fully focus on the task at hand. Multi touch in combination with the innovative menu navigation makes it as easy to operate as a smartphone. Functions such as Task-Controller and Section Control can be integrated. A connection to the agrirouter is also possible. For even more convenience, camera images can be displayed in addition to the user interface.



ISOBUS terminal CCI 1200

The CCI 1200 is an ISOBUS terminal with 12.1" display and intuitive multi-touch operation on smartphone level. The large terminal offers plenty of space for the simultaneous view of several apps. It also allows two ISOBUS-capable machines to be displayed and operated at the same time. Apps for automatic section control and variable spreading ensure a precise application. In addition, the CCI 1200 is "ready for agrirouter" and can be used for all machine makes.



Multi-function lever CCI A3

The CCI A3 is an ISOBUS multi-function lever with a unique 3.5" touch screen colour display for the visualisation of up to 30 function symbols. This makes operation much more convenient for the driver, who does no longer have to remember which function is assigned to which button, as is the case with other multi-function levers. The user benefits include the feel of the various interchangeable grids and the vibration feedback with audible signals, which enable the driver to operate the multi-function levers without looking at them.



Exact documentation

The optional, highly accurate weighing system allows exact control of the harvest quantities and loaded mass. The transport vehicles can thus be loaded up to their maximum permissible payload. The weight is detected by weigh bars.

Clear and user-friendly

The GT 400 weighing computer shows the current load. It is operated via a membrane keyboard and is easy to operate even for inexperienced personnel. The backlit display is easy to read at any time of day.



Automatic measurement of the transferred mass

The GT 560 weighing computer features a start/stop function that automatically measures the transferred mass. There is no need for the operator to press a start/stop button during unloading. The transferred mass is recorded in a data set together with the date and time as well as the preselected field and the tractor-trailer combination. For record-keeping and further processing, the saved data sets can be copied to a USB memory stick and transferred to a PC.



ISOBUS weighing system

The current load and the total transferred mass are indicated directly on the clearly structured ISOBUS user interface. The total transferred mass is measured automatically as soon as the overload auger is started. To simplify record-keeping, the automatically created data sets can be saved for each job in a standardised ISO XML format via the ISOBUS Task Controller.



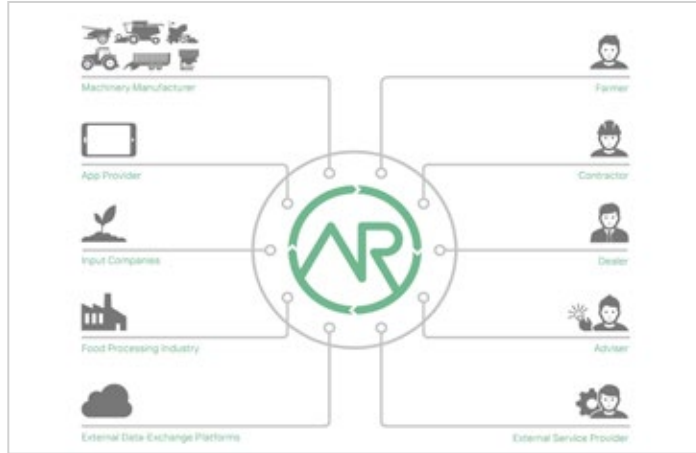
Internet connection

The CCI W10 WiFi adapter establishes an internet connection via the hotspot function of a mobile device. In combination with the CCI 800 and CCI 1200 ISOBUS terminals, the CCI W10 WiFi adapter forms the interface to the agrirouter.



Easy data exchange

The agrirouter is a neutral, generic web-based platform for data exchange between machines and agricultural software. It can, for example, transfer the machine, GPS and order data in ISO XML format from the terminal to the farm's agricultural software.




Everything in sight

The optional cameras at the rear of the vehicle and at the overload auger provide a clearer overview for enhanced operator convenience. The video system provides the driver with a clear view on all relevant areas. The camera images can optionally be shown on a separate monitor or on the ISOBUS terminal.



Working lights

LED working lights at the rear of the vehicle, at the overload auger and in the cargo space ensure excellent visibility in the working areas. The optional working lights are operated either from a control box, a PILOTBOX or conveniently from the ISOBUS interface.



Good visibility

Further lighting options are available in addition to the required lighting. Instead of the standard rear lights, for example, LED rear lights are available.

The further product range of BERGMANN transfer trailers



GTW 210
With a load volume of 21 m³, the GTW 210 is the entry-level transfer trailer from BERGMANN. The transfer rate is approx. 400 t/h.



GTW 300
The GTW 300 has a load volume of up to 30 m³ and features a robust parabolic pendulum suspension. Its transfer rate is approx. 400 t/h.

Technical data

Dimensions and weights		GTW 330	GTW 430
Length	mm	9,930	11,690
Width	mm	2,550 - 3,000	2,550 - 3,000
Height	mm	3,975	3,975
Body length	mm	6,760	8,500
Body width	mm	2,490	2,490
Gross vehicle weight (road)	kg	24,000	34,000
Gross vehicle weight (field)	kg	35,000	46,000
Net weight with basic equipment	kg	9,800	12,120
Load volume	m ³	30 / 33	38.5 / 43
Load height at side	mm	3,600	3,600
Diameter of feed auger	mm	500	500
Diameter of overload auger	mm	600	600
Transfer rate	t/h	1,100	1,100
Transfer height (standard)	mm	5,800	5,800
Transfer width (standard)	mm	900	900
Transfer height (with unloading tube extension + swivelling overload auger)	mm	5,550 - 3,100	5,550 - 3,100
Transfer width (with unloading tube extension + swivelling overload auger)	mm	1,000 - 3,220	1,000 - 3,220
Power demand	kW/HP	132 / 180	162 / 220

Optional:

- Hydropneumatic drawbar suspension
- Lift axle
- Electronic forced steering
- Body extension
- Mechanical and hydraulic tarpaulin
- TwinBunker
- Hydraulically adjustable dosing unit
- Hydraulically swivelling overload auger
- Unloading tube extension
- Drill transfer element
- Seed auger
- Electronic weighing system
- PILOTBOX operation
- ISOBUS operation
- Video system
- Various lighting possibilities
- Various tyre options, etc.

We reserve the right to make changes to dimensions, weights and technical data. Dimensions and weights do not necessarily correspond to series versions and are not binding. Illustrations may contain additional equipment.

Our product range contains the right vehicle for every operation and every application.

- ▶ Manure spreaders
- ▶ Universal spreaders
- ▶ Loader wagons
- ▶ Forage transport trailers
- ▶ Body swap system
- ▶ Transfer trailers
- ▶ Beet transfer trailers
- ▶ Self-propelled systems

BERGMANN

...die Spezialisten

**Ludwig Bergmann
International Sales GmbH**

Hauptstraße 64 - 66
49424 Goldenstedt/Germany
Tel.: +49 (0) 44 44 - 20 08-0
Fax: +49 (0) 44 44 - 20 08 88
info@l-bergmann.de

www.bergmann-goldenstedt.de



Member of
BERGMANN
GROUP